

Hello, thank you for buying my guide on how to crack. I' m writing this guide for the main purpose of steam cracking, but it would work well with other cracking methods, such as Facebook and Emails.

Before we begin, I want to take a moment to express my views on this guide. This guide is for educational purposes **only** and I cannot be responsible for what you do with this guide, or your combo lists.

Thank you for your purchase. This should have only been purchased from DreeamVII.

Step 1

The first step is to download and extract the required files. You can download the files below. You only need to download from one of the links. Just extract them to a folder.

Sentry MBA

<http://www.mediafire.com/?1nul5h8sl3h982n>

Config Files

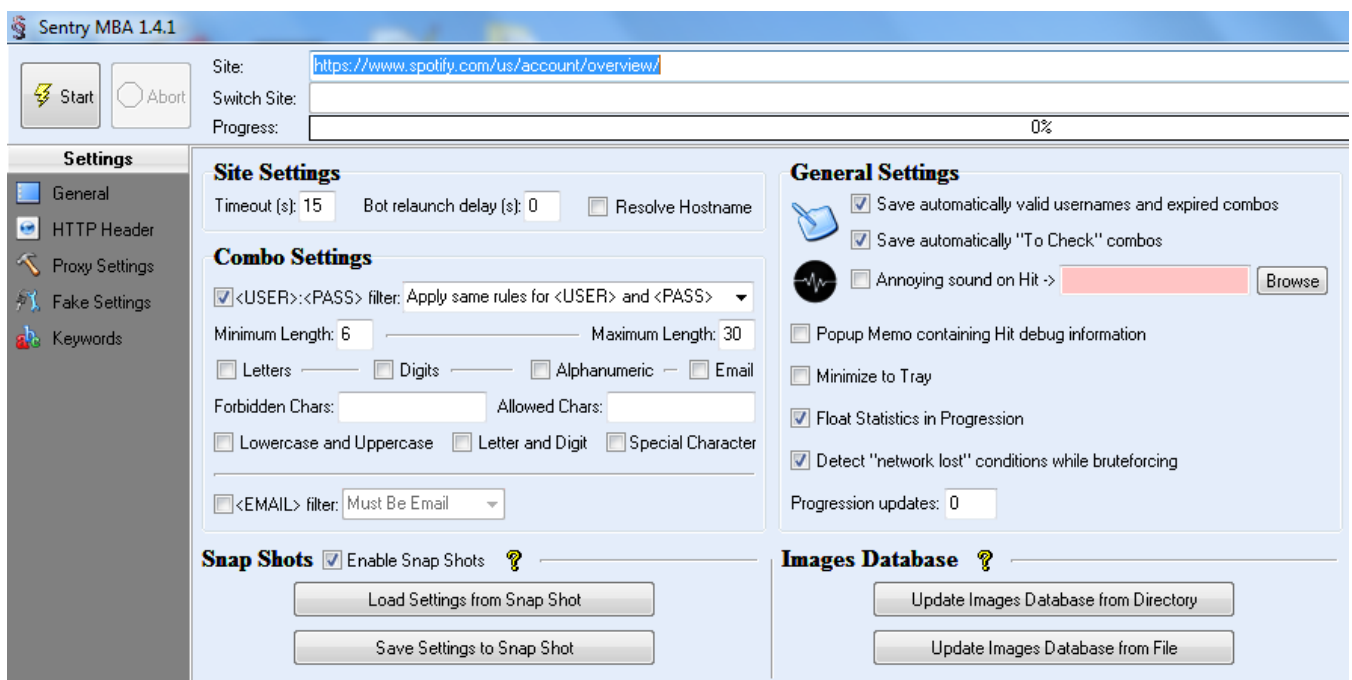
<http://www.mediafire.com/?yly2uo6c1laemzf>

Proxy List

<http://www.mediafire.com/?podvwhk73gijrgj>

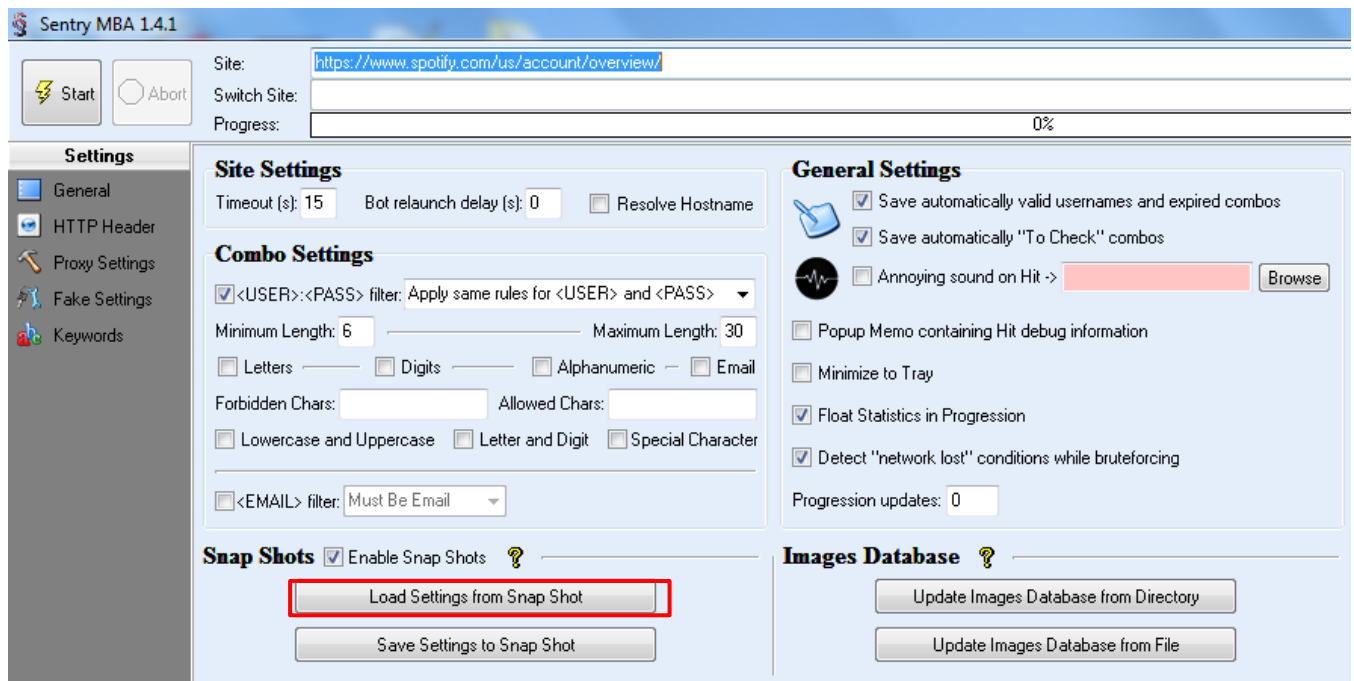
Step 2

Now that you have the files extracted to a folder and you have created your combo list, open up Sentry MBA.



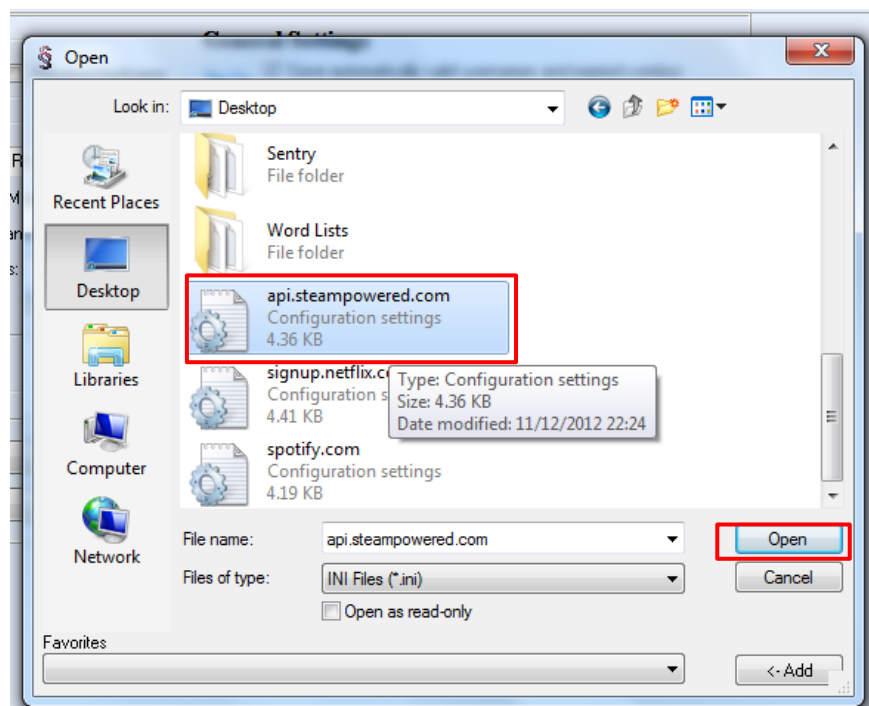
Step 3

Now you want to click on Load Setting from Snap Shot.



Step 4

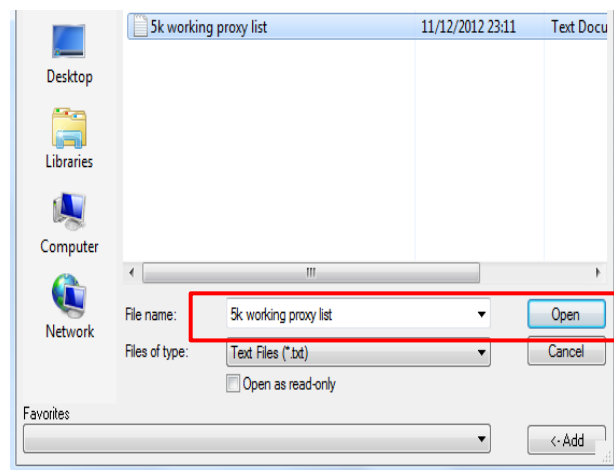
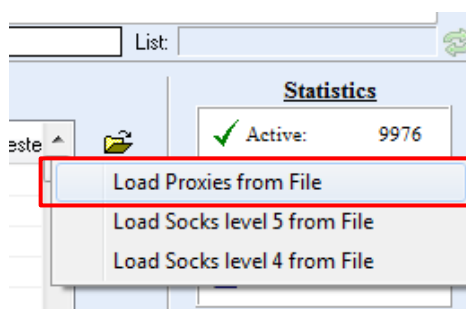
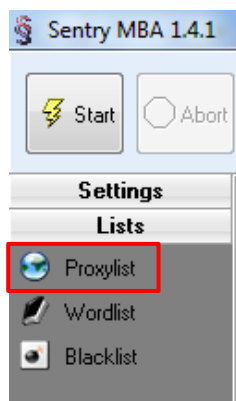
Now you should get a screen like this. You want to click and open api.steampowered.com. Now you are done with the configs.



Step 5

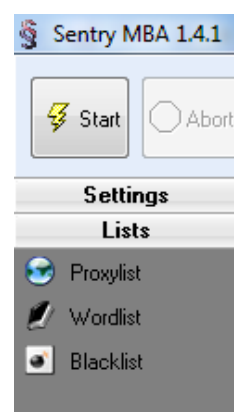
So now you have fully loaded your Config file you want to move onto the proxies which is following the same method. You want to go into the Lists section on the left. Then click on Proxylist.

Now you will get this screen again, you want to open up the 5k proxy list I gave you or you can use one of your own. Click on the yellow folder in the top right area. Then you want to load proxies from file.

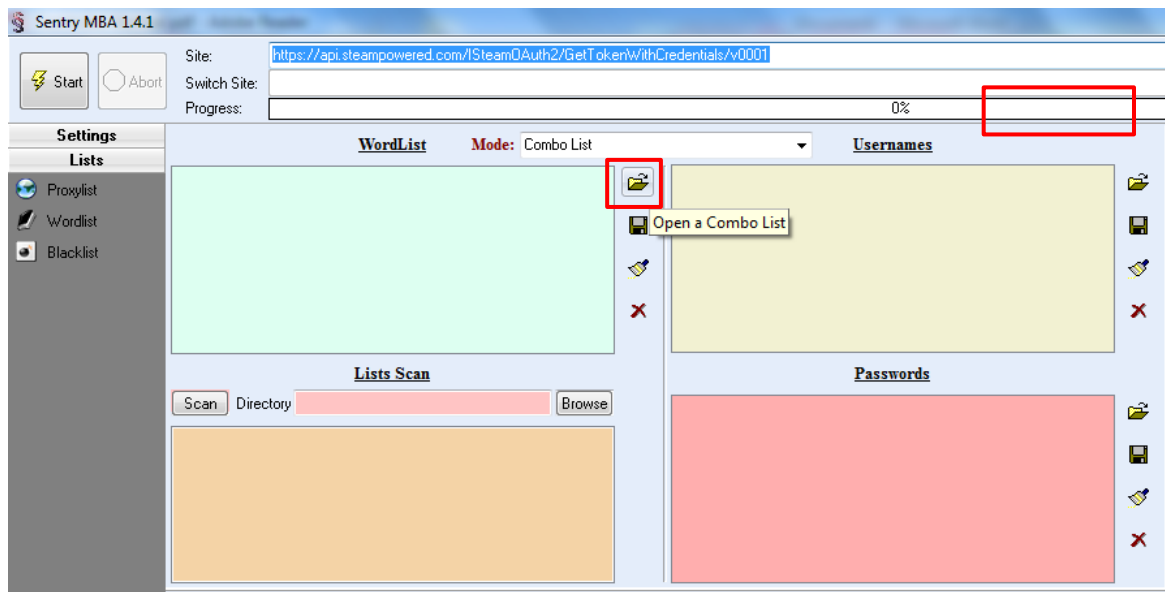


Step 6

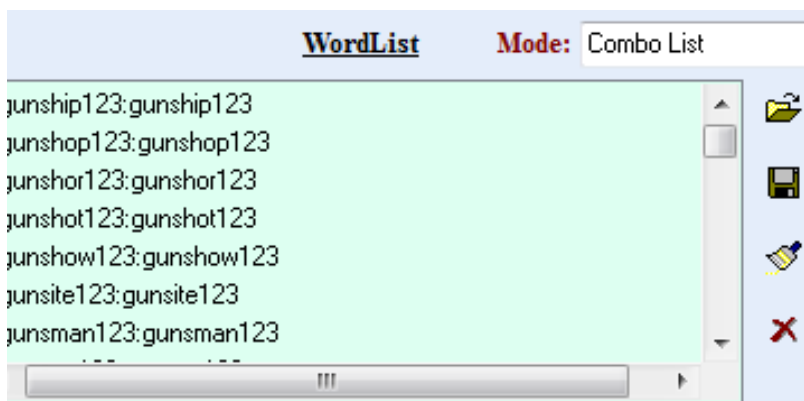
Okay so we are nearly done with loading stuff the last thing we need to load is our word list "Combo List". You can purchase combo lists from DreeamVII which are unused. You will not find any Unused free combolists online, You will have to purchase them or buy the tutorial on how to make them from Me (DreeamVII) On skype. The tutorial comes with all programs ect. Okay so now you have your Combo list you want to load it. So go into World List under the Lists section.



You will then get this page.

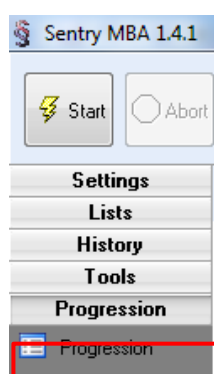


When you get this page you want to click the Folder icon again and open up your combo list. When you have opened your combo list it should look like this.

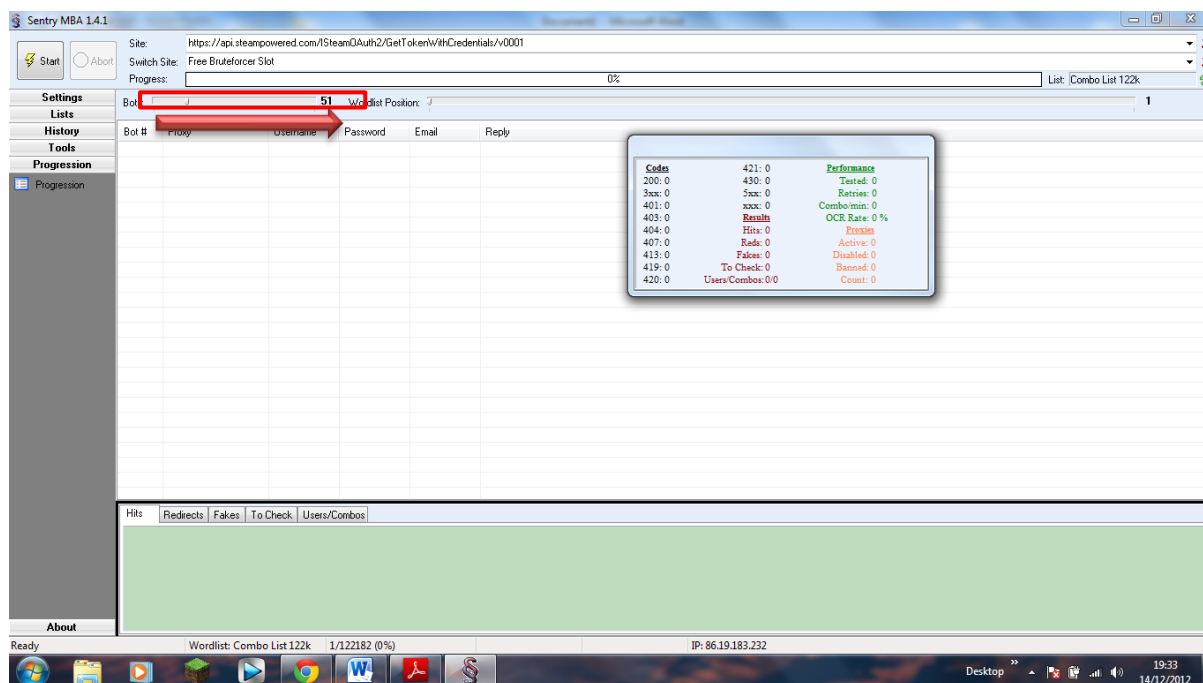


Step 7

Now you are basically done. You need to go to the Progression Tab.

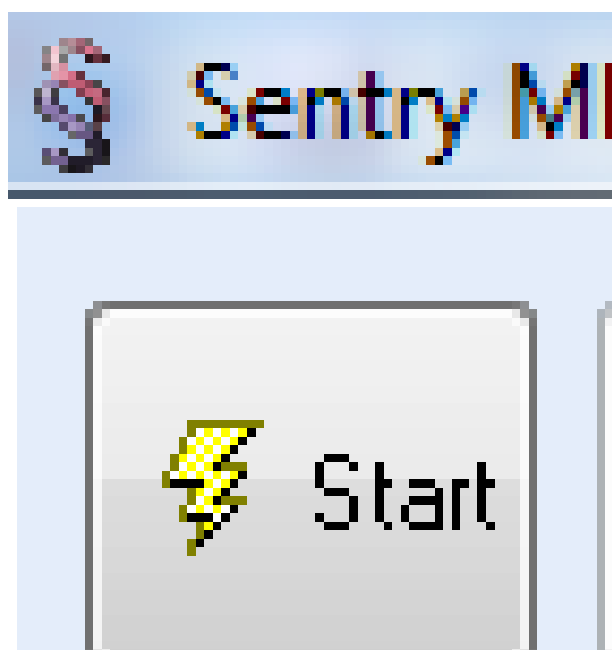


Okay so now you will get this screen. You want to change the Bots tab to 250 by scrolling the stroller along to the right.



Step 8

Okay so now your ready to start cracking. You just want to click start on the top left. Cracking can take a while so you have to bare with the program.



Notes: Remember to get new proxies every 2 – 3 days, You proxies will expire after a while.

Also if your using a “Used” combo list then you wont find any accounts.

If you want to purchase the combo list Ebook then contact DreeamVII on skype.

Thanks for purchasing this guide from me. Happy Cracking☺

Nodus Forums Profile –

<http://nodusgriefing.com/User-DreeamVII>