

In order to create your Papercraft character please follow the steps below.

- Step 1: Cut out the shapes.
- Step 2: Fold and glue the individual shapes.
- Step 3: Glue all the pieces together (A to A, B to B, etc).

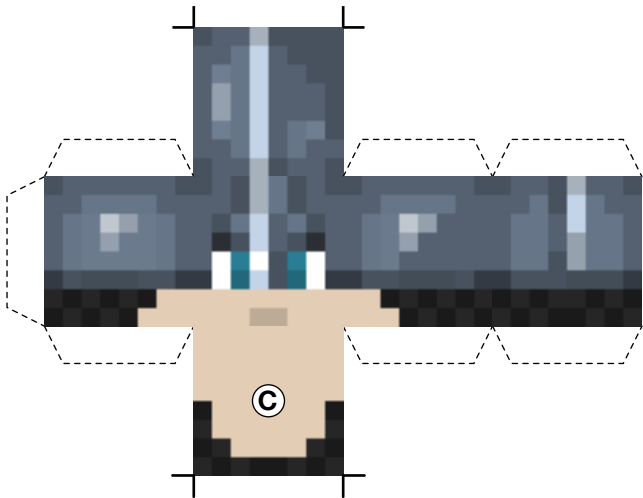
For more detailed step-by-step instructions please visit: <http://bit.ly/Xeaby3>



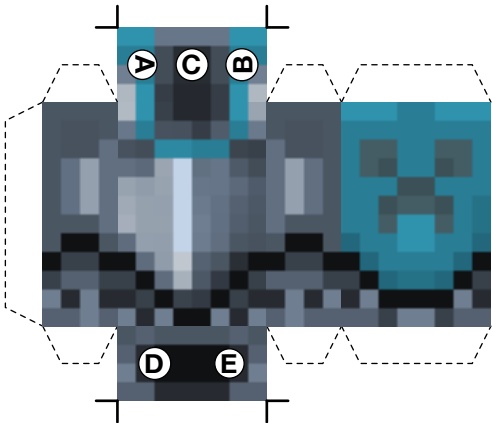
**Be careful with scissors!**

Always ask a parent or a grown up to help you when using scissors or craft knives.


Head




Body



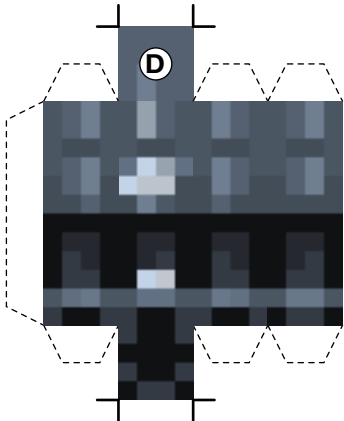
Right Arm



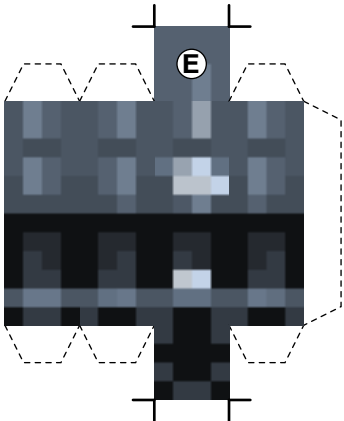
Left Arm




Right Leg



Left Leg



Shadow Stand



Optional: By sticking this stand to the feet of your character it will help it stand up.