

# Digital Darkroom 1

Karen Tsai

MoMA







**PUSH  
TO  
OPEN**





**CAUTION**  
**CUIDADO**  
**ATTENTION**



**Rubbermaid**  
Commercial Products







## My biggest success...


...is the MoMA project. I feel like the angles and the images I obtained during the MoMA trip were one of my best, and the most interesting. Many of them are macro shots done at various angles, which to me, were done pretty well.

## My favorite assignment...


...is also the MoMA project. I just really enjoyed taking pictures of all the various things you can find in, and around the museum, and the interesting forms of architecture that are utilized by the building itself.



# Paper Sculptures









# My biggest challenge in class...

...was the paper sculpture project. The process of designing the actual sculpture was the hard part, since I kept running out of ideas for the design. I ended up just creating lots of loops and making heavy use of the shape-hole-puncher.






Composition









Some advice for someone taking this class...

...is to take as many pictures as possible. This way you can have a large selection of images at your disposal that you can pick and choose from. Also, shoot many of the same image, but from different angles.





# Selective Coloring







1100 0410

USA

EDDY

CLOW  
MODEL  
425 VAO

150  
AWWA  
2010  
2471







# The biggest thing I learned in class...

...is Photoshop image manipulation. This project, the Selective Coloring project, has a heavy use of the Photoshop application. While I did have prior knowledge of the use of Photoshop (because I draw digital art in it, and Paint Tool SAI), I still learned many things on the use of Photoshop, like image level manipulation.





Portraits













Thank you!

Karen Tsai

Period 9