

IAT 208 Research Project Brief
May 8th, 2014

1. Background:

The purpose of this exercise is to expose IAT 208 students to the varying and unique techniques and styles of established and notable artists. The exercise of studying the master artist's work is meant to allow the observer to get some idea of the possibilities that avail when you start to draw seriously. By noticing how another artist makes use of a line, a patch of tone, and their careful use of pencil, pencil crayons etc. we can, in turn, use those techniques and materials to improve our own work!

2. Task:

- Select Three Practitioners of a single, chosen style or genre that you admire (e.g. portrait artists, landscape artists, industrial designers, illustrators, architects, etc.)
*It is recommended to choose artists from the same genre e.g. landscape, portrait etc..
- **Note:** Abstractionist pieces e.g. de Stijl, geometric compositions, comic (anime, manga, Pop Art e.g. Roy Lichtenstein, Minjun Yue) are prohibited. If you are unsure of your chosen artists ask Ken or Sun-Min for advice. You may mix artists from different eras, countries or backgrounds but as noted earlier, retain the same genre (e.g. landscape).

3. Steps

a) Biography

- Create a short bio (1 page maximum) with dates and a general description of their style. E.g. *"Picasso born in Spain 1881, was a pre-eminent Cubist painter. His style was known for using grotesque exaggerations of human form, particularly faces, and drew its influences from carved African masks..."*
- Please include citations (internet or book).
- Assume that we have never heard of this artist when you write the biography.

b) Three Scans:

- Choose three examples of work from those three practitioners (of the same style) from books, magazines etc. and scan them. Please include printed copies (colour or gray-scale in your document).
- These 3 scans will be inspirations for your work and must be included in the document.

c) Style Analysis:

- The description of each artist's style can be typewritten (paragraph, bullet form) or written on the actual scan with arrows pointing to the example.
- You may also want to include what you like about their style, as it will enhance your analysis. e.g. "I really like Picasso's use of abstract shapes and broad colours in his compositions because..."
- Identify at least three distinct stylistic aspects e.g. linework, colour, texture proportions etc.

d) Your Interpretations:

- Create 3 drawings 'using the style' of those artists, and using subject matter of your choice. e.g. portrait of your aunt in the style of Picasso if your genre is portraits.
- Try to replicate the three stylistic aspects that you identified earlier
- On the artwork or a separate page, identify the stylistic aspects you mimicked.

e) Drawing Media:

- You may use pencil, charcoal, pencil crayons, pastels or any traditional medium. Use of Photoshop scanning, editing and filter-use is prohibited.
- If the artist's original work is in colour, you may use a gray-scale medium e.g. pencil.

f) Restrictions:







- This is not a tracing or copying exercise.
- You are not to reproduce the artist's work but imagine that you are in their shoes, using their style technique, and visual mediums.
- Note: Your chosen subject should be unique and NOT copied from the chosen artist.
- See above for artist/genre restrictions
- Be careful of grammar and spelling. You will be graded on this.

g) Format:

- Stapled document or in a folder/binder. Letter size is okay. Please do not exceed 11x17 inches. Documents must not be loose.
- Note: You will be graded on tidiness e.g. frayed edges, wrinkles and smudges must be minimal.

DUE: Week 3 at beginning of lab. (This is worth 20% of your grade). Late/incomplete submissions will be penalized at 10% per day from due date.

Sample Layout:

Artist 1 BIO (max 1 page)	Artist 2 BIO	Artist 3 BIO
 SAMPLE SCAN (colour)	 SAMPLE SCAN	 SAMPLE SCAN
- adsfasdf -asdfadd -asdfasdf	- adsfasdf -asdfadd -asdfasdf	- adsfasdf -asdfadd -asdfasdf
STYLE ANALYSIS	STYLE ANALYSIS	STYLE ANALYSIS
 YOUR VERSION	 YOUR VERSION	 YOUR VERSION
BIBLIO/ CITATIONS		

SAME GENRE
e.g. Portrait

Use bullets,
short paragraphs
and or arrows for
your main analysis
points

